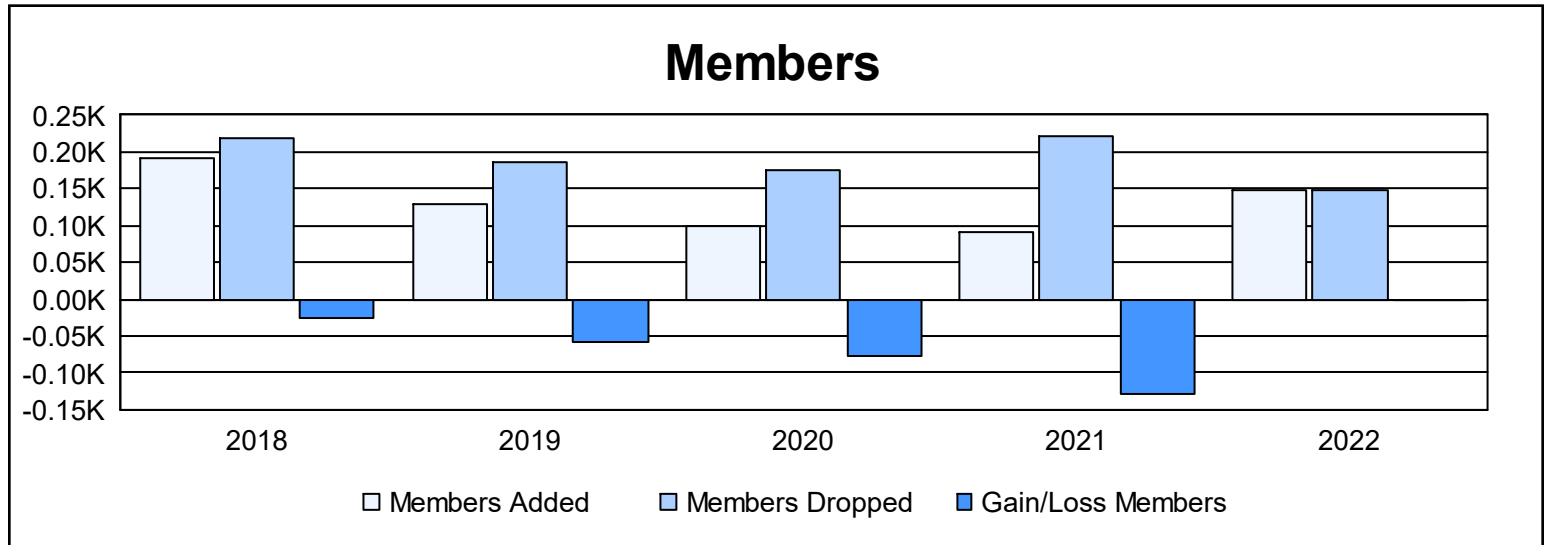
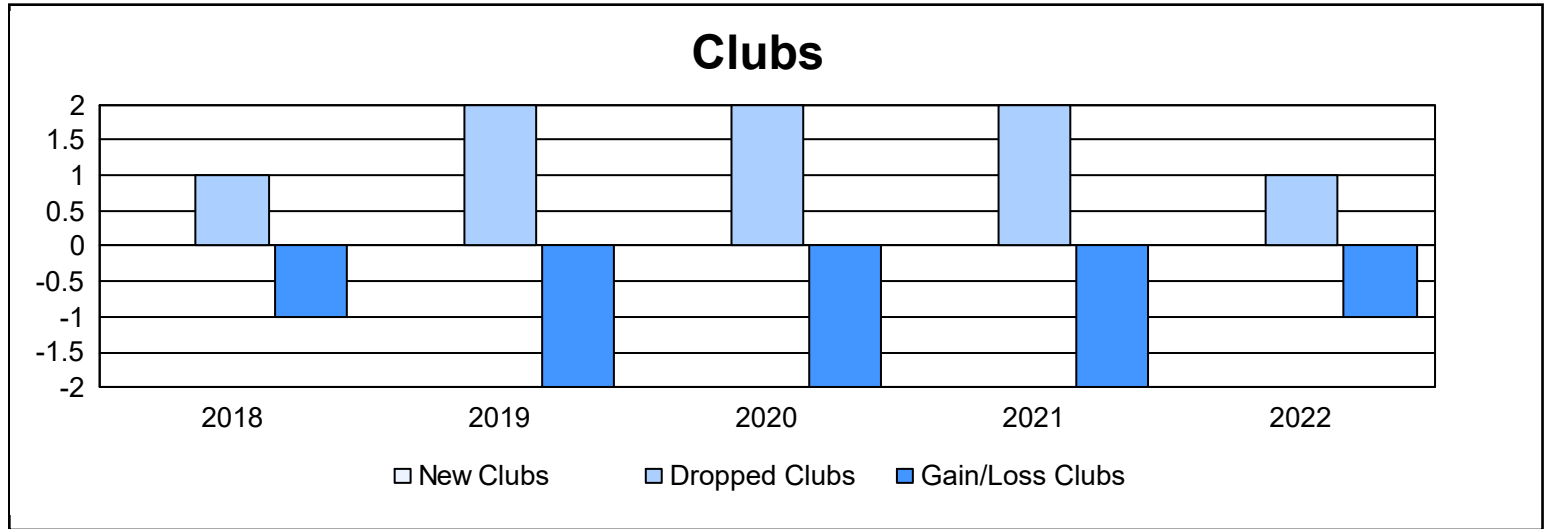
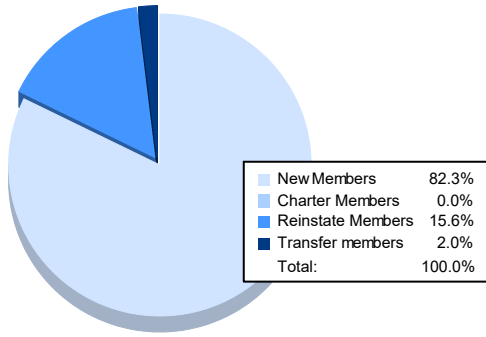


Year	New Clubs	Dropped Clubs	Gain/ Loss Clubs	New Members	Charter Members	Reinstate Members	Transfer Members	Total Member Added	Total Members Dropped	Gain/ Loss Members
2017-2018	0	1	-1	163	8	9	12	192	218	-26
2018-2019	0	2	-2	121	0	3	5	129	187	-58
2019-2020	0	2	-2	81	1	15	1	98	176	-78
2020-2021	0	2	-2	81	0	5	6	92	221	-129
2021-2022	0	1	-1	121	0	23	3	147	149	-2
<b>Average</b>	<b>0</b>	<b>2</b>	<b>-2</b>	<b>113</b>	<b>2</b>	<b>11</b>	<b>5</b>	<b>132</b>	<b>190</b>	<b>-59</b>



### Membership Composition June 2022 Cumulative



### Gender Composition June 2022 Cumulative

